







## Messaging for High or Extreme Danger in Your Area – For Social Media




Topic	Link to Image to Download	Text
<p><b>High or extreme fire danger – avoid fires if you can</b></p>	 <p><a href="https://drive.google.com/file/d/1chyIw3RAXNXgoDHRvh5JTt2WrXAuyFjZ/view?usp=share_link">https://drive.google.com/file/d/1chyIw3RAXNXgoDHRvh5JTt2WrXAuyFjZ/view?usp=share_link</a></p>	<p>⚠ High to Extreme fire danger in the area expected over the next while.</p> <p>That means:</p> <ul style="list-style-type: none"> <li>→ Don't have fires unless you absolutely need it for cooking or warmth.</li> <li>→ NEVER leave a fire unattended – remember, it's not out until you SOAK, STIR, SOAK, and REPEAT until the air above is cool to your hand.</li> <li>→ Consider using propane BBQs or stoves if you can.</li> <li>→ Stay spark aware – clean your mufflers on quads and vehicles, stay on designated trails, and make sure chains don't drag.</li> </ul> <p>If a fire starts now, there's a good chance it spreads fast. That could mean challenges for our community and firefighters working to keep us safe. So please – don't be the spark for a wildfire.</p> <p>Get more tips here: <a href="https://www.ecc.gov.nt.ca/en/services/wildfire-prevention-and-safety">https://www.ecc.gov.nt.ca/en/services/wildfire-prevention-and-safety</a></p>
<p><b>High or extreme fire danger – what it means, what to do</b></p>	 <p><a href="https://drive.google.com/file/d/1chyIw3RAXNXgoDHRvh5JTt2WrXAuyFjZ/view?usp=share_link">https://drive.google.com/file/d/1chyIw3RAXNXgoDHRvh5JTt2WrXAuyFjZ/view?usp=share_link</a></p>	<p>⚠ High and Extreme fire danger in the area expected over the next while.</p> <p>High or extreme fire danger means very dry forests where fires can start easily, spread quickly, and cause real challenges for firefighters when they need to be fought – and real risks for your community.</p> <p>We all have big responsibilities while out on-the-land in these conditions.</p> <ul style="list-style-type: none"> <li>→ NEVER leave a fire unattended – remember, it's not out until you SOAK, STIR, SOAK, and REPEAT until the air above is COOL TO YOUR HAND.</li> <li>→ Consider using propane BBQs or stoves if you can.</li> <li>→ Stay spark aware – clean your mufflers on quads and vehicles, stay on designated trails, and make sure chains don't drag.</li> </ul> <p>Get more tips here: <a href="https://www.ecc.gov.nt.ca/en/services/wildfire-prevention-and-safety">https://www.ecc.gov.nt.ca/en/services/wildfire-prevention-and-safety</a></p>

## Social Media: Where to get Wildfire Information and How to Report Fires

Topic	Link to Suggested Image to Download	Text
<p><b>Call the wildfire information line</b></p>	 <p><a href="https://drive.google.com/file/d/1mQUGsQHDSKghTHTVJ6x-ipxtHtCcelQ-/view?usp=drive_link">https://drive.google.com/file/d/1mQUGsQHDSKghTHTVJ6x-ipxtHtCcelQ-/view?usp=drive_link</a></p>	<p>Looking for info about where fires are, how big they are, and whether they're near your camp, cabin, or travel destination? Call 867-445-5484 to reach a wildfire information officer seven days a week during fire season. Get the info you need on fires without overloading regional offices working to manage them.</p> <p>Find fire information online anytime:  <a href="https://www.ecc.gov.nt.ca/en/services/wildfire-update">https://www.ecc.gov.nt.ca/en/services/wildfire-update</a></p>
<p><b>Report smoke or fire</b></p>	 <p><a href="https://drive.google.com/file/d/1bgag8nHvFsFb-nixlOulyzohlr7HWlqi/view?usp=share_link">https://drive.google.com/file/d/1bgag8nHvFsFb-nixlOulyzohlr7HWlqi/view?usp=share_link</a></p>	<p>Where there's smoke, there's usually fire. So if you see it, report it. Your call means wildfire teams can make good decisions fast. Call 1877 NWT FIRE. That's 1-877-698-3473.</p> <p>Get the latest on wildfire in the NWT 24/7 here:  <a href="https://www.ecc.gov.nt.ca/en/services/wildfire-update">https://www.ecc.gov.nt.ca/en/services/wildfire-update</a></p>

## Social Media: Wildfire Prevention

Topic	Link to Suggested Image to Download	Text
<p><b>Never leave a fire unattended</b></p>	 <p><a href="https://drive.google.com/file/d/1sXpZP21wdsZMtv7c0e_7TBUWybGXUAYk/view?usp=share_link">https://drive.google.com/file/d/1sXpZP21wdsZMtv7c0e_7TBUWybGXUAYk/view?usp=share_link</a></p>	<p>Seriously – unattended fires have caused millions in damage and needless risk to people and communities over the years across Canada. Remember – you aren’t safe to go unless you’ve soaked your fire, stirred it, and repeated until the air above it feels cool to your hand.</p> <p>Get more tips for wildfire prevention here:  <a href="https://www.ecc.gov.nt.ca/en/services/wildfire-prevention-and-safety">https://www.ecc.gov.nt.ca/en/services/wildfire-prevention-and-safety</a></p>
<p><b>Building a safe campfire – video</b></p>	<p><b>Video preview will appear automatically when published</b></p>	<p>Planning a campfire? Build a good firepit.</p> <ul style="list-style-type: none"> <li>✓Clear a 3 metre area of twigs, leaves, and firewood.</li> <li>✓Dig a pit about 1 foot deep in the ground.</li> <li>✓Surround it with rocks or built-up sand that’s at least 1 foot high</li> </ul> <p>Check out 📺 for more tips #NWTFire  <a href="https://www.youtube.com/watch?v=5QXoQtu38Tc">https://www.youtube.com/watch?v=5QXoQtu38Tc</a></p>
<p><b>Safe campfires – weekend</b></p>	 <p><a href="https://drive.google.com/file/d/1sXpZP21wdsZMtv7c0e_7TBUWybGXUAYk/view?usp=share_link">https://drive.google.com/file/d/1sXpZP21wdsZMtv7c0e_7TBUWybGXUAYk/view?usp=share_link</a></p>	<p>Having a campfire to close out the weekend? Before you pack up:</p> <ul style="list-style-type: none"> <li>✓Soak: with water or dirt</li> <li>✓Stir: with a stick or shovel</li> <li>✓Soak: douse it again</li> <li>✓Repeat: until the air above is cool to the touch</li> </ul> <p>More tips: <a href="https://www.ecc.gov.nt.ca/en/services/wildfire-prevention-and-safety">https://www.ecc.gov.nt.ca/en/services/wildfire-prevention-and-safety</a></p>

<p><b>Safe campfires - general</b></p>	 <p><a href="https://drive.google.com/file/d/1sXpZP21wdsZMtv7c0e_7TBUWybGXUAYk/view?usp=share_link">https://drive.google.com/file/d/1sXpZP21wdsZMtv7c0e_7TBUWybGXUAYk/view?usp=share_link</a></p>	<p>Campfires are a summer tradition northerners love. But every year, they cause wildfires that never needed to happen. If you're having a campfire, bring a bucket for water and SOAK, STIR, SOAK, and repeat until the air above the fire is cool to the touch.</p> <p>More tips at the link.</p> <p><a href="https://www.ecc.gov.nt.ca/en/services/wildfire-prevention-and-safety">https://www.ecc.gov.nt.ca/en/services/wildfire-prevention-and-safety</a></p>
<p><b>Burn pile safety</b></p>	 <p><a href="https://drive.google.com/file/d/1flhdrkM8ISkdVNgscsFJ5Kpj2RP4dExK/view?usp=share_link">https://drive.google.com/file/d/1flhdrkM8ISkdVNgscsFJ5Kpj2RP4dExK/view?usp=share_link</a></p>	<p>Too often, sparks from burn piles or barrels start wildfires. So burn smart:</p> <ul style="list-style-type: none"> <li>👉 If it's windy and dry, burn another day</li> <li>🍂 Keep piles small. Make multiple throughout the day if you need to</li> <li>🔧 Have water and a shovel to SOAK, STIR, SOAK until that 🔥 is out.</li> </ul> <p>More tips at the link: <a href="https://www.ecc.gov.nt.ca/en/services/wildfire-prevention-and-safety">https://www.ecc.gov.nt.ca/en/services/wildfire-prevention-and-safety</a></p>
<p><b>Spark awareness</b></p>	 <p><a href="https://drive.google.com/file/d/13UkJHcahOdvVPr9kmOZgGHsmPeWRKqw/view?usp=share_link">https://drive.google.com/file/d/13UkJHcahOdvVPr9kmOZgGHsmPeWRKqw/view?usp=share_link</a></p>	<p>Just one spark from your ATV or vehicle exhaust could start a wildfire. Here's how to explore the land safely.</p> <ul style="list-style-type: none"> <li>✓ Avoid parking in dry grass</li> <li>✓ Clean grass and debris from mufflers – they're a major source of sparks.</li> <li>✓ Stay on the trails.</li> </ul> <p>More prevention tips at the link.</p> <p><a href="https://www.ecc.gov.nt.ca/en/services/wildfire-prevention-and-safety">https://www.ecc.gov.nt.ca/en/services/wildfire-prevention-and-safety</a></p>

**Do your part for firefighters**



[https://drive.google.com/file/d/1tnW-kShWMa-35OKYbJgoinXwLauT3bsX/view?usp=share\\_link](https://drive.google.com/file/d/1tnW-kShWMa-35OKYbJgoinXwLauT3bsX/view?usp=share_link)

Fires caused by people put a lot of pressure on firefighters. Every one of them are avoidable, and every one that needs to be fought could put people from your community at risk needlessly. Do firefighters a favour – do everything you can to avoid causing a wildfire.

Tips at the link.

<https://www.ecc.gov.nt.ca/en/services/wildfire-prevention-and-safety>

**Smoke Safely**



[https://drive.google.com/file/d/1SrAP7NDXldPog8TtaAU - R\\_m3PZiSGwO/view?usp=share\\_link](https://drive.google.com/file/d/1SrAP7NDXldPog8TtaAU - R_m3PZiSGwO/view?usp=share_link)

It takes just one spark to start a wildfire. Every year, cigarettes or other smoking materials are a cause. So get rid of them properly:

- ✓ Put them out completely
- ✓ Keep a proper ashtray or can which cannot burn
- ✓ never chuck them out the window or on the ground.

More prevention tips at the link.

<https://www.ecc.gov.nt.ca/en/services/wildfire-prevention-and-safety>



**Boating and fire prevention**




[https://drive.google.com/file/d/1EujQtfbopLyMhSJzJGI3UNVFXe-NxuPf/view?usp=share\\_link](https://drive.google.com/file/d/1EujQtfbopLyMhSJzJGI3UNVFXe-NxuPf/view?usp=share_link)

Paddling or boating to your favorite spot? Go ready to prevent a wildfire.

- ✓Bring a bucket for water
- ✓Pack a small shovel to dig a good campfire pit
- ✓Pick a wind-shielded spot to prevent embers from hitting dry forests

More tips: <https://www.ecc.gov.nt.ca/en/services/wildfire-prevention-and-safety>

**Target shooting**



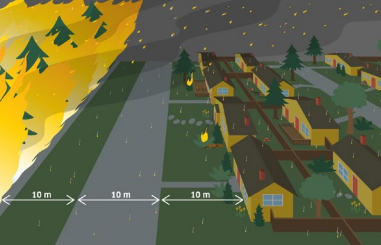

[https://drive.google.com/file/d/1zQSWnUvBliOYrt\\_7TbaDPvqOI1kxXFnp/view?usp=share\\_link](https://drive.google.com/file/d/1zQSWnUvBliOYrt_7TbaDPvqOI1kxXFnp/view?usp=share_link)

A lesser-known wildfire risk: target shooting. Depending on the type of target, ammunition, location and conditions, target shooting can cause unwanted wildfires. Here's how you can do target shooting more safely:



<https://www.ecc.gov.nt.ca/en/services/wildfire-prevention-and-safety/target-shooting-and-wildfire>







## FireSmart Social Media Posts







Topic	Link to Suggested Image to Download	Text
Reduce Your Risk With FireSmart	Image will autogenerate with link.	<p>Get FireSmart at your home, camp or cabin to be ready before wildfire comes. The homes and cabins with the best chance of staying standing through wildfire are the ones with little fuel for fire nearby. Get rid of anything that burns within 10 metres of your place. Then, go further with these FireSmart tips to reduce your risk of wildfire damage.</p> <p><a href="https://www.ecc.gov.nt.ca/en/services/prepare-wildfire-firesmart-nwt/homes-cabins-camps-and-businesses">https://www.ecc.gov.nt.ca/en/services/prepare-wildfire-firesmart-nwt/homes-cabins-camps-and-businesses</a></p>
<b>Quick FireSmart tips</b>	Image will autogenerate with link.	Reducing the risk of wildfire damage starts with simple steps at your home, camp, cabin or business – and with a dry, hot season expected, this is more important than ever. So get started with these simple FireSmart chores:




<p><b>FireSmart can save your home</b></p>	 <p><a href="https://drive.google.com/file/d/1_S8Q5vhiZ9RwHH7SEXYfM1lGyxLWcMHR/view?usp=drive_link">https://drive.google.com/file/d/1_S8Q5vhiZ9RwHH7SEXYfM1lGyxLWcMHR/view?usp=drive_link</a></p>	<p>It's not usually flame fronts that cause homes to catch fire or get damaged in wildfires. 90% of the time, it's embers - the sparks that come off a wildfire. These embers can cause leaves and needles in gutters or on roofs, trees too close to a building, a roof with peeling shingles or made of material that can easily catch fire, or other things that burn closeby to catch fire. Then, it can cause the building to light up.</p> <p>For you, that means you really can reduce the risk of damage at your place with simple steps – like cleaning your gutter, mowing your lawn, and moving your firewood at least 10 metres away from your house.</p> <p>Get FireSmart today to be ready before wildfires happen. Your guide at the link: <a href="https://www.gov.nt.ca/ecc/en/services/prepare-wildfire-firesmart-nwt/homes-cabins-camps-and-businesses">https://www.gov.nt.ca/ecc/en/services/prepare-wildfire-firesmart-nwt/homes-cabins-camps-and-businesses</a></p>
<p><b>FireSmart - proof it saves homes in intense wildfires</b></p>	<p>The preview will autogenerate based on the video link</p>	<p>Get FireSmart this winter – because it could help save your place come summer.</p> <p>➡ Check out this story from @FireSmartBC about how a resident's actions to get FireSmart before fire came saved their home as fire bared down on West Kelowna this summer. <a href="https://vimeo.com/894619841">https://vimeo.com/894619841</a></p> <p>➡ Get started on your FireSmart checklist now:  <a href="https://www.gov.nt.ca/ecc/en/services/prepare-wildfire-firesmart-nwt/homes-cabins-camps-and-businesses">https://www.gov.nt.ca/ecc/en/services/prepare-wildfire-firesmart-nwt/homes-cabins-camps-and-businesses</a></p>
<p><b>FireSmart - prepare your property to be protected</b></p>	 <p><a href="https://drive.google.com/file/d/1WgdWOvFzcx6Y5JpeqKNCE1pG_WasjUY/view?usp=drive_link">https://drive.google.com/file/d/1WgdWOvFzcx6Y5JpeqKNCE1pG_WasjUY/view?usp=drive_link</a></p>	<p>Without getting FireSmart at your property, it's tough for firefighters to protect your home or cabin. Without getting rid of things that burn within 10 metres of your place, there might not be time for firefighters to prepare the building. When a wildfire approaches, there's limited people, equipment, and time. When the time comes, the priority is protecting as many places as possible. Unprepared properties are less likely to be reached by firefighters.</p> <p>Give firefighters a fighting chance to protect your place- get FireSmart today. Tips to prepare your property for wildfire season here:  <a href="https://www.gov.nt.ca/ecc/en/services/prepare-wildfire-firesmart-nwt/homes-cabins-camps-and-businesses">https://www.gov.nt.ca/ecc/en/services/prepare-wildfire-firesmart-nwt/homes-cabins-camps-and-businesses</a></p>



<p><b>FireSmart self-assessments</b></p>	<p><b>Tips to Make Your Home and Property FireSmart</b></p> <p>Download the FireSmart Begins at Home app and do a self-assessment of your home and property.</p> <p>01</p>  <p><b>FireSmart</b> Canada</p> <p><a href="https://drive.google.com/file/d/1Q1Y_Org6RDmZkW2ioTzx811OibYd3SvM/view?usp=drive_link">https://drive.google.com/file/d/1Q1Y_Org6RDmZkW2ioTzx811OibYd3SvM/view?usp=drive_link</a></p>	<p>While you're out doing chores, check how prepared your place for wildfire with a FireSmart self-assessment! This can help you decide what you can do to make your property wildfire ready.</p> <p>Use the FireSmart app: <a href="https://firesmartcanada.ca/#beginsathome">https://firesmartcanada.ca/#beginsathome</a></p> <p>Print it at home at take it with you: <a href="https://www.gov.nt.ca/ecc/sites/ecc/files/128-firesmart_booklet_proof.pdf">https://www.gov.nt.ca/ecc/sites/ecc/files/128-firesmart_booklet_proof.pdf</a></p> <p>Get more tips on getting FireSmart: <a href="https://www.gov.nt.ca/ecc/en/services/prepare-wildfire-firesmart-nwt/homes-cabins-camps-and-businesses">https://www.gov.nt.ca/ecc/en/services/prepare-wildfire-firesmart-nwt/homes-cabins-camps-and-businesses</a></p>
<p><b>FireSmart tips - decks</b></p>	<p><b>Tips to Make Your Home and Property FireSmart</b></p> <p>Remove combustible material from under decks. Keep a 1.5 metre non-combustible zone around the house and deck.</p> <p>02</p>  <p><b>FireSmart</b> Canada</p> <p><a href="https://drive.google.com/file/d/1qsGV9utYXQDCosq7XXymRvHvHuXw8bFf/view?usp=drive_link">https://drive.google.com/file/d/1qsGV9utYXQDCosq7XXymRvHvHuXw8bFf/view?usp=drive_link</a></p>	<p>Within 1.5 metres from your place (about four and a half feet), there should be nothing that can catch fire. That includes both around and under your deck. Decks are a risk factor for any place which has them because they're so close to the building. Take these steps to make your deck more FireSmart:</p> <ul style="list-style-type: none"> <li>→ Clean it up: if there are needles, leaves, brush, or other materials, collect it and get rid of it</li> <li>→ Move it in (or away): if there are toys, lawn furniture, or anything else that burns under the deck, move it inside or more than 10 metres from your place</li> <li>→ Maintain it: replace deck boards that are showing signs of rot or have large cracks - embers can lodge in the cracks and make it more likely to burn.</li> <li>→ Your full guide to getting FireSmart here: <a href="https://www.gov.nt.ca/ecc/sites/ecc/files/128-fs_home_owners_manual_proof.pdf">https://www.gov.nt.ca/ecc/sites/ecc/files/128-fs_home_owners_manual_proof.pdf</a></li> </ul>

<p><b>FireSmart tips - gutters</b></p>	<p><b>Tips to Make Your Home and Property FireSmart</b></p> <p>03</p> <p>Clean and maintain gutters and roofs. Keep decks and balconies clear of leaves and debris.</p>   <p><a href="https://drive.google.com/file/d/1oOSwDq5n6zgRnhFxQZJGCjEKUCghvRxi/view?usp=drive_link">https://drive.google.com/file/d/1oOSwDq5n6zgRnhFxQZJGCjEKUCghvRxi/view?usp=drive_link</a></p>	<p>Twigs, needles, and leaves build up in gutters and on roofs. That’s a big risk if wildfire comes – this is often where embers land. When the debris catches fire, so can your place.</p> <p>Clear your gutters, clean your roof, and make sure your shingles aren’t curled or damaged to be ready before fire comes.</p> <p>More tips on getting FireSmart at your home, cabin, or business here: <a href="https://www.gov.nt.ca/ecc/en/services/prepare-wildfire-firesmart-nwt/homes-cabins-camps-and-businesses">https://www.gov.nt.ca/ecc/en/services/prepare-wildfire-firesmart-nwt/homes-cabins-camps-and-businesses</a></p>
<p><b>FireSmart tips - grass and weeds</b></p>	<p><b>Tips to Make Your Home and Property FireSmart</b></p> <p>04</p> <p>Keep grass and weeds cut below 10 centimetres.</p>   <p><a href="https://drive.google.com/file/d/1SNiQJA3wVPHdrVk2lrZ-2oHGExblu7u-/view?usp=drive_link">https://drive.google.com/file/d/1SNiQJA3wVPHdrVk2lrZ-2oHGExblu7u-/view?usp=drive_link</a></p>	<p>Taller grass means more for wildfires to burn leading up to your home. Keeping it cut can reduce the risk to your place when wildfire comes.</p> <p>Start with simple routines like this, then take even more steps to get FireSmart at your place.</p> <ul style="list-style-type: none"> <li>➔ Download the FireSmart app: <a href="https://firesmartcanada.ca/#beginsathome">https://firesmartcanada.ca/#beginsathome</a></li> <li>➔ Check out tips on our site: <a href="https://www.gov.nt.ca/ecc/en/services/prepare-wildfire-firesmart-nwt/homes-cabins-camps-and-businesses">https://www.gov.nt.ca/ecc/en/services/prepare-wildfire-firesmart-nwt/homes-cabins-camps-and-businesses</a></li> </ul>
<p><b>FireSmart tips - plant fire resistant plants</b></p>	<p><b>Tips to Make Your Home and Property FireSmart</b></p> <p>05</p> <p>Plant wildfire resistant vegetation to reduce flammability of your landscaping.</p>   <p><a href="https://drive.google.com/file/d/1sN4Gz2eO4EfAfIB5nDuh9OjIZOEdCuxr/view?usp=drive_link">https://drive.google.com/file/d/1sN4Gz2eO4EfAfIB5nDuh9OjIZOEdCuxr/view?usp=drive_link</a></p>	<p>Is your yard a FireSmart yard? The choices you make on what plants to have within 10 metres of your place can make your place more resilient to wildfire or increase your risk.</p> <p>Choosing fire resistant plants means less to catch fire if embers shower near your place or fire approaches.</p> <ul style="list-style-type: none"> <li>➔ Check out this guide to making your yard a FireSmart yard: <a href="https://firesmartcanada.ca/wp-content/uploads/2022/01/328254-PIP-Landscape-low-res.pdf">https://firesmartcanada.ca/wp-content/uploads/2022/01/328254-PIP-Landscape-low-res.pdf</a></li> </ul>

<p><b>FireSmart tips - vents</b></p>	<p><b>Tips to Make Your Home and Property FireSmart</b></p> <p>06</p> <p>Add non-combustible 3 millimetre screens to external vents (except dryer vents) to keep embers out.</p>   <p><a href="https://drive.google.com/file/d/1bNbNcHI8Zz2ATY6AJddtqLgAQZoBWrDe/view?usp=drive_link">https://drive.google.com/file/d/1bNbNcHI8Zz2ATY6AJddtqLgAQZoBWrDe/view?usp=drive_link</a></p>	<p>Vents on your place can be an entry point for embers. When embers get in, your place can catch fire. If there's debris like leaves or needles in the vents, that's another way for fire to enter your place. Take these steps for FireSmart vents:</p> <ul style="list-style-type: none"> <li>➔ Screen over or behind vents with 3 millimetre non-combustible mesh</li> <li>➔ Clean them out regularly to make sure nothing that can catch fire is built up.</li> <li>➔ If you can, make sure your vents are made of material that won't catch fire</li> </ul> <p>Little steps make a big difference in getting FireSmart. Get more tips for your home, cabin, or business at the link:  <a href="https://www.gov.nt.ca/ecc/en/services/prepare-wildfire-firesmart-nwt/homes-cabins-camps-and-businesses">https://www.gov.nt.ca/ecc/en/services/prepare-wildfire-firesmart-nwt/homes-cabins-camps-and-businesses</a></p>
<p><b>FireSmart tips - move firewood</b></p>	<p><b>Tips to Make Your Home and Property FireSmart</b></p> <p>08</p> <p>Move firewood at least 10 meters away from your home.</p>   <p><a href="https://drive.google.com/file/d/1CZEUuaha5XZFUA0QgNzLQ0mzOtvIqVQE/view?usp=drive_link">https://drive.google.com/file/d/1CZEUuaha5XZFUA0QgNzLQ0mzOtvIqVQE/view?usp=drive_link</a></p>	<p>Firewood is an important part of northern life. Just like it's fuel for our stoves, it's fuel for a wildfire and can catch fire if embers fall on a firewood pile. It's best to keep your firewood pile either indoors (like a shed or garage) or at least ten metres away from your place.</p> <p>Small steps make a big difference in getting FireSmart. Get more tips for your home, cabin, or business at the link:  <a href="https://www.gov.nt.ca/ecc/en/services/prepare-wildfire-firesmart-nwt/homes-cabins-camps-and-businesses">https://www.gov.nt.ca/ecc/en/services/prepare-wildfire-firesmart-nwt/homes-cabins-camps-and-businesses</a></p>
<p><b>FireSmart tips - fuel tanks</b></p>	<p><b>Tips to Make Your Home and Property FireSmart</b></p> <p>09</p> <p>Keep things that can burn at least 3 metres from propane tanks.</p>   <p><a href="https://drive.google.com/file/d/1DwZe0hlu9cXm3KhW3rUNoINfjmqwOQMf/view?usp=drive_link">https://drive.google.com/file/d/1DwZe0hlu9cXm3KhW3rUNoINfjmqwOQMf/view?usp=drive_link</a></p>	<p>Propane and other fuel tanks can be a source of fuel for wildfires - and for damage to your home, cabin, or business. Keeping anything that can burn at least three metres away from any fuel tank can help make your place a FireSmart place.</p> <p>Get more tips for your home, cabin, or business at the link:  <a href="https://www.gov.nt.ca/ecc/en/services/prepare-wildfire-firesmart-nwt/homes-cabins-camps-and-businesses">https://www.gov.nt.ca/ecc/en/services/prepare-wildfire-firesmart-nwt/homes-cabins-camps-and-businesses</a></p>

<p><b>FireSmart tips - sheds and other structures</b></p>	<p><b>Tips to Make Your Home and Property FireSmart</b></p> <p>Hold sheds and other structures to the same standards as your home.</p> <p>10</p>  <p><a href="https://drive.google.com/file/d/1cPwts_zLMGOw2xB5fusczs1ijwNzbckT/view?usp=drive_link">https://drive.google.com/file/d/1cPwts_zLMGOw2xB5fusczs1ijwNzbckT/view?usp=drive_link</a></p>	<p>You can help protect sheds, shops, and other buildings on your property the same way you protect your home. Doing so can help reduce the risk to your tools, toys, and the main building at your home, cabin, or business if wildfire comes.</p> <p>Small steps make a big difference in getting FireSmart. Get more tips for your home, cabin, or business at the link: <a href="https://www.gov.nt.ca/ecc/en/services/prepare-wildfire-firesmart-nwt/homes-cabins-camps-and-businesses">https://www.gov.nt.ca/ecc/en/services/prepare-wildfire-firesmart-nwt/homes-cabins-camps-and-businesses</a></p>
<p><b>FireSmart tips - emergency plan</b></p>	<p><b>Tips to Make Your Home and Property FireSmart</b></p> <p>Have a wildfire evacuation plan for your household.</p> <p>11</p>  <p><a href="https://drive.google.com/file/d/1_7nxd3pawLVVWNVogdtO_e9vNqBGvJdz/view?usp=drive_link">https://drive.google.com/file/d/1_7nxd3pawLVVWNVogdtO_e9vNqBGvJdz/view?usp=drive_link</a></p>	<p>We live in the Boreal forest. That means living with wildfire as a natural, necessary part of life. Living with wildfire while protecting yourself, your family, and the home and belongings you care about means planning for the need to leave if it gets too dangerous. It also means knowing what you can do on your way out to make your place as FireSmart as possible.</p> <ul style="list-style-type: none"> <li>➡ Make an emergency plan and kit with your family. The best plan is made long before an emergency, and the best kit is packed before an evacuation is called. Tips for you here: <a href="https://www.maca.gov.nt.ca/en/services/be-ready-emergencies/be-ready-make-emergency-plan-and-kit">https://www.maca.gov.nt.ca/en/services/be-ready-emergencies/be-ready-make-emergency-plan-and-kit</a></li> <li>➡ Put this last minute checklist on the fridge and take steps on your way out to make your place more resilient to wildfire: <a href="https://firesmartcanada.ca/wp-content/uploads/2022/01/FSC_Wildfire-Evac-Checklist-Final.pdf">https://firesmartcanada.ca/wp-content/uploads/2022/01/FSC_Wildfire-Evac-Checklist-Final.pdf</a></li> <li>➡ Get more tips for your home, cabin, or business at the link: <a href="https://www.gov.nt.ca/ecc/en/services/prepare-wildfire-firesmart-nwt/homes-cabins-camps-and-businesses">https://www.gov.nt.ca/ecc/en/services/prepare-wildfire-firesmart-nwt/homes-cabins-camps-and-businesses</a></li> </ul>
<p><b>FireSmart tips - home ignition zones</b></p>	 <p><b>HOME IGNITION ZONE</b></p>	<p>The closer to your place, the more important it is to be free of things that burn. We call the area within 30 metres of buildings the Home Ignition Zone. Within it, there are three areas based on how critical it is for the work to be done.</p> <ul style="list-style-type: none"> <li>● Immediate Zone: within 1.5 metres of your place, nothing that burns should be here. Choose building materials that are resistant to fire, clean your gutters out regularly, clear any brush or trees, and avoid planting woody shrubs or trees (or prune them regularly to at least 2 metres above the ground if you can't).</li> </ul>

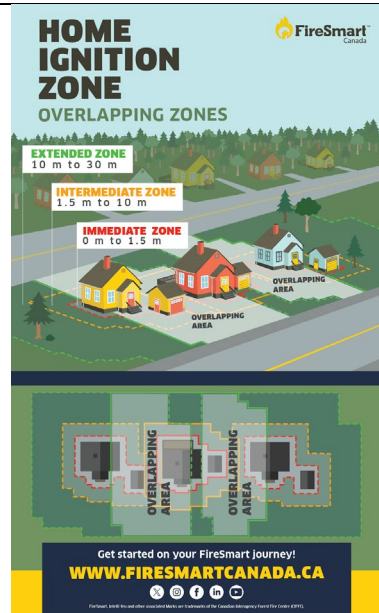
[https://drive.google.com/file/d/1JasDsDXAiDM-PzTBOgE7FCiDKs4NZdwg/view?usp=drive\\_link](https://drive.google.com/file/d/1JasDsDXAiDM-PzTBOgE7FCiDKs4NZdwg/view?usp=drive_link)

● Intermediate zone: from 1.5-10 metres from your place, continue to avoid anything that burns. Keep it free from lawn furniture, toys, firewood, or anything else that burns. This is how you can prevent fire from reaching your place.

● Extended zone: from 10-30 metres from your place, the goal is reduce fire intensity. If you can, remove evergreen trees so there's at least 3 metres between them, prune all branches at least 2 metres above the ground, and keep it clear of brush. Work with neighbours to address these risks if their yards are within 30 metres of yours.

➔ Get more tips for your home, cabin, or business at the link: <https://www.gov.nt.ca/ecc/en/services/prepare-wildfire-firesmart-nwt/homes-cabins-camps-and-businesses>

**FireSmart tips - working with your neighbours**



Neighbours need to work together to get FireSmart - because wildfire risks don't stop at your fence or property line. Consider risks not just within your own property, but those next door and beyond – what we call “overlapping zones”. Talk to your neighbours and make a plan together to make sure there's nothing that can catch fire within 10 metres of any building on your properties. By working together, you can make your neighbourhood a FireSmart one.

Get started with these tips: <https://www.gov.nt.ca/ecc/en/services/prepare-wildfire-firesmart-nwt/homes-cabins-camps-and-businesses>

[https://drive.google.com/file/d/1jPTbkYllkqfhqPBwjpGKgBV\\_EgCf-pCrc/view?usp=drive\\_link](https://drive.google.com/file/d/1jPTbkYllkqfhqPBwjpGKgBV_EgCf-pCrc/view?usp=drive_link)